

Year 4 Newsletter

Week beginning: Monday 10th March, 2025

PE

In our PE lesson this week, Year Four carried out the following rolls:

- Log rolls and teddy bear rolls
- Forward rolls
- Forward roll to straddle
- Backward rolls
- Backward roll to straddle

The backwards roll was a challenge for lots of children! They had improved massively by the end of the lesson.

On Friday, we did circuit training.

Art

On Monday, Year Four planned their own versions of Kandinsky's Concentric Circles in their art books. They chose their favourite one at the end of the lesson. We will turn these into a final painting.



Maths

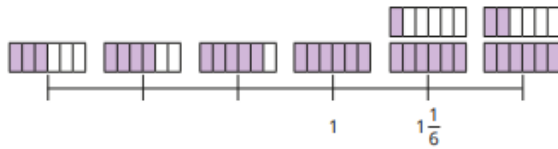
In Maths, we have continued to build on children's understanding of perimeter by exploring more rectilinear shapes, both with and without grids. The children know that a rectilinear shape has straight lines that meet at right angles. Year Four measured the perimeter practically before they found the perimeter of a shape on a grid or from a shape with all side lengths labelled.

After that, the children solved missing lengths on shapes. Children explored the relationship between the sides of a rectilinear shape, rather than finding the perimeter. They started by using addition to find the missing side lengths, then using subtraction and finally using both operations to find more than one missing side length.

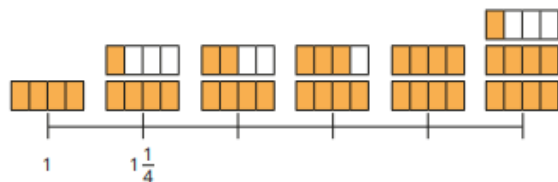
We have also learnt how to count in fraction steps beyond one and partitioning mixed numbers. Here are some examples of the problems we solved.

2 Complete the number lines.

a)

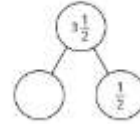


b)

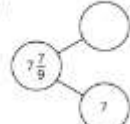


3 Complete the part-whole models.

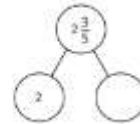
a)



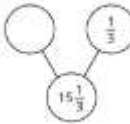
d)



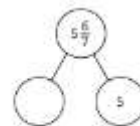
b)



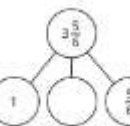
e)



c)



f)



English

In English, we have been building arguments for and against animals in captivity. We looked at different zoos and the conservation and education programmes they offered. On Wednesday, we picked a side- whether to support zoos or not, then wrote a persuasive text to encourage others to agree with our ideas. The children used persuasive language in their writing like the examples below, to really persuade their readers to support their arguments.

Persuasive Writing		Introductions	Making Your Point	Other Words
<p>I think...</p> <p>For this reason...</p> <p>I feel that...</p>		<p>I am sure that...</p> <p>It is certain...</p> <p>I am writing to...</p> <p>Of course...</p> <p>In the same way...</p> <p>On the other hand...</p> <p>In this situation...</p>	<p>Firstly...</p> <p>Secondly...</p> <p>Thirdly...</p> <p>Furthermore...</p> <p>In addition...</p> <p>Also...</p> <p>Finally...</p> <p>Likewise...</p> <p>Besides...</p> <p>Again...</p> <p>Moreover...</p> <p>Similarly...</p> <p>Surely...</p> <p>Certainly...</p> <p>Specifically...</p> <p>If then...</p> <p>because...</p>	<p>reasons</p> <p>unfair</p> <p>arguments</p> <p>for</p> <p>against</p> <p>pros</p> <p>cons</p>
<p>Details</p> <p>For example...</p> <p>In fact...</p> <p>For instance...</p> <p>As evidence...</p> <p>In support of this...</p> <p>You can see that...</p> <p>... such as...</p> <p>As seen in...</p>	<p>Endings</p> <p>For these reasons...</p> <p>As you can see...</p> <p>In other words...</p> <p>On the whole...</p> <p>In short...</p> <p>Without a doubt...</p> <p>In brief...</p> <p>Undoubtedly...</p>			

RE



In our RE lesson this week, we made links between Gospel texts (we read John 13: 4-17) and how Christians celebrate Maundy Thursday and Holy Communion. The Holy Communion or The Eucharist is a Christian rite linked to Jesus' last supper.

We learnt that Jesus had his last supper on Maundy Thursday with his twelve disciples. "Maundy" comes from the Latin word *mandatum*, or commandment, reflecting Jesus' words "I give you a new commandment."



Jesus washed the feet of his disciples to show the lengths to which he is willing to go in his loving relation to his disciples. To this day, some Christians follow his tradition of washing the feet of the believers in remembrance of that event.



Spellings

divi sion	invasi on	confusi on
decisi on	collisi on	televi sion
missi on	fissi on	supervi sion
submissi on	expansi on	visi on
versi on	illusi on	immersi on
corrosi on	mansi on	pensi on

1. division
2. Invasion
3. confusion
4. television
5. mission
6. supervision
7. submission
8. vision
9. version
10. mansion

Have a wonderful weekend!

Miss Courtney, Mrs
Pattanshetti, Mrs Burling and
Mrs Millar 😊